



Monthly Tourism Highlights – January to December 2021

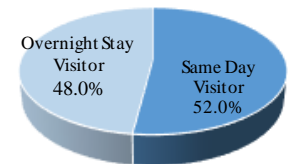
Visitor Arrivals

1. Visitor Arrivals

- The visitation of December 2021 increased by 2.4% MoM to 821 thousand, and registered a 24.5% increase comparing to December 2020, and 99.9% was visitors from the Greater China Region.
- Overnight stay visitors (394 thousand) of December recorded a y-o-y increase of 1.0% and same day visitors (427 thousand) of December recorded a growth of 58.5%.
- The average length of stay of December recorded 1.5 days, same as the same period of 2020. The average length of stay of overnight visitors increased to 3.0 days, an increase of 0.5 day compared to the same period last year.
- Visitor arrivals in January to December 2021 accumulated 7.71 million, increased by 30.7% comparing to the same period of the prior year.
- Among the visitation in 2021, overnight stay visitors (3.70 million) and same-day visitors (4.01 million) increased 31.0% and 30.4% respectively compared to the same period of 2020
- In 2021, the average length of stay of visitors stood at 1.6 days, increased 0.2 day comparing to the same period of the prior year; overnight visitors stayed 3.2 days, an increase of 0.4 day compared with the same period in 2020.

	2021 Dec	2020 Dec	% Change	2021 Jan to Dec	2020 Jan to Dec	% Change
Visitor Arrivals	820,870	659,407	+24.5%	7,705,943	5,896,848	+30.7%
Same Day Visitor	426,559	269,107	+58.5%	4,009,143	3,074,811	+30.4%
Ratio %	(52.0%)	(40.8%)		(52.0%)	(52.1%)	
Overnight Stay Visitor	394,311	390,300	+1.0%	3,696,800	2,822,037	+31.0%
Ratio %	(48.0%)	(59.2%)		(48.0%)	(47.9%)	

Visitor Arrivals to Macao
Jan - Dec 2021



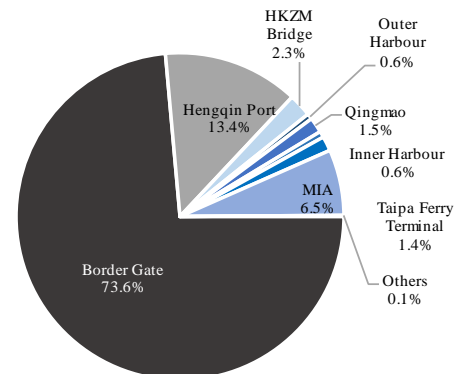
2. Visitor Arrivals by Mode of Transport

- As for the visitor arrivals by mode of transport in January to December 2021, majority of visitors arrived by land, amounted at 7.00 million, increased 39.1% year-on-year and accounted for 90.9% of the total visitors; while arrivals by sea fell by 52.9%, recording 201 thousand, accounting for 2.6% of the total visitors; arrivals by air increased by 14.8% to 501 thousand, accounting for 6.5% of the total visitors.
- The major entry ports were Border Gate (73.6%), Hengqin Port (13.4%) and Macao International Airport (6.5%).

Visitor Arrivals by Mode of Transport during January to December 2021

	Visitor Arrivals	% Change
Land	7,003,735	+39.1%
Border Gate	5,669,839	+47.4%
Hengqin Port	1,033,283	+54.6%
Trans-Border Industrial Park	8,783	+3.4%
Hong Kong-Zhuhai-Macao Bridge	175,020	-65.6%
Qingmao*	116,810	N/A
Sea	200,821	-52.9%
Outer Harbour	42,782	-80.4%
Taipa Ferry Terminal	111,223	-43.4%
Inner Harbour**	46,816	+303.9%
Air	501,387	+14.8%
Macao International Airport	501,387	+14.9%
Heliport of Outer Harbour	0	-100.0%
Total	7,705,943	+30.7%

Distribution on Port of Entry



* Qingmao has commenced service from 8 September 2021

** Since the reopening of The Inner Harbour Ferry Terminal on 23 January 2020, the Inner Harbour Ferry Terminal was temporarily closed during 27 March to 19 August 2020 and 4 August to 13 September, and 25 September to 20 October 2021 closed due to the pandemic.

Source: DSEC



Monthly Tourism Highlights – January to December 2021

3. Visitor Arrivals by Major Source Markets

Major Source Markets during January to December 2021

	Visitor Arrivals	% of Total Visitors	% Change
Mainland China	7,045,058	91.4%	+48.2%
Hong Kong	589,014	7.6%	-30.1%
Taiwan Region	70,950	0.9%	-31.9%

- In terms of major source markets, the Greater China Market (Mainland, HK & Taiwan Region), except Mainland China recorded an increase of 48.2% compared with the same period of prior year, Hong Kong and Taiwan region dropped by 30.1% and 31.9% respectively in January to December.
- In January to December, there were 921 visitors from other countries, which recorded a significant drop of 99.5% comparing to the same period of 2020, and accounted for 0.01% of total visitors.
- Due to the pandemic situation, all non-Macao residents are prohibited from entering Macao except residents of Mainland China, Hong Kong and Taiwan Region starting from March 18, 2020. Other visitors are not allowed to enter Macao unless there are special circumstances.

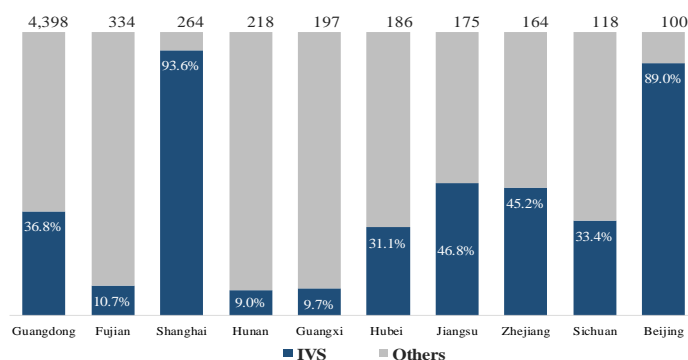
4. Mainland China

- In 2021, visitors from Mainland China increased by 48.2% year-on-year to 7.05 million (91.4% of total visitors), among those, 3.70 million were overnight stay visitors, increased by 31.0%.
- Mainland visitors came mostly from the Guangdong province (4.40 million), representing 62.4% of total Mainland visitors. Furthermore, Mainland visitors travelling to Macao under the Individual Visit Scheme (IVS) increased by 31.3% to 2.45 million, representing 34.8% of total Mainland visitors.
- In 2021, the average length of stay of overnight Mainland visitors was 3.1 days, increase by 0.4 day.

Top Ten Visitor Arrivals from Provinces and Municipalities of Mainland China during January to December 2021

	Mainland China Visitors	% Change	IVS	% Change
Guangdong	4,398,273	+60.1%	1,620,136	+15.2%
Fujian	334,348	+77.9%	35,858	+40.9%
Shanghai	264,016	+130.9%	247,063	+148.4%
Hunan	217,960	+60.1%	19,588	+30.2%
Guangxi	197,190	+93.3%	19,205	+113.6%
Hubei	186,401	+89.6%	58,055	+89.4%
Jiangsu	174,548	+59.2%	81,764	+62.3%
Zhejiang	164,221	+53.6%	74,153	+52.5%
Sichuan	118,457	+72.5%	39,555	+92.7%
Beijing	99,706	+48.3%	88,769	+73.7%

2021 January to December Mainland China Visitors by Province and % of IVS





Monthly Tourism Highlights – January to December 2021

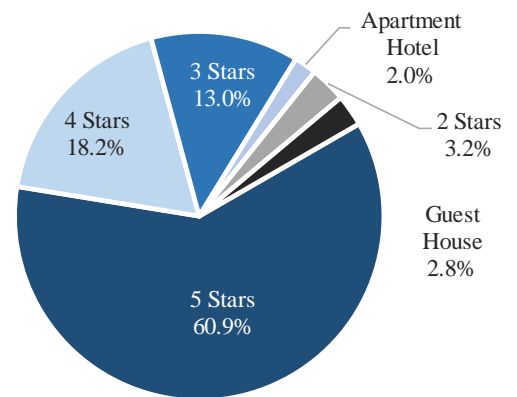
5. Hotels and Other Areas

- According to MGTO as of December 2021, there were 136 hotel establishments, providing 44,224 rooms, increased by 5.6% compared with the same period of 2020.
- As of December 2021, licensed by MGTO, there were 208 travel agencies (-5.5%), 1,854 tour guides (-4.0%) and 508 restaurants (+6.3%).

Number of Hotel Establishments and Rooms by Class as of December 2021

Categories of Hotel Establishments	No. of Establishments	No. of Rooms
5 Stars	38	26,932
4 Stars	18	8,059
3 Stars	16	5,745
Apartment Hotel	3	865
2 Stars	17	1,402
Guest House	44	1,221
Total	136	44,224

% of Rooms by Categories of Hotel Establishments



Source: MGTO

This report is published by Macao Government Tourism Office (MGTO). Statistical data are drawn from Statistics and Census Service (DSEC) and MGTO. Reproduction of data is allowed provided the source is quoted. Disclaimer: Strenuous effort in content editing has been made for this report ensure the accuracy of this information.

Please see Macao Tourism Industry Net <http://industry.macaotourism.gov.mo> & Macao Tourism Data plus <http://dataplus.macaotourism.gov.mo> for more detailed tourism related information .